



REFRIGERATORS & FREEZERS

PRECISE TEMP WORKTOP MODELS FX-2WS-290

Two refrigerated inserts with finished top, on casters. The FX Series revolutionizes point of use refrigeration by allowing the operator to adjust the temperatures from -4°F (freezer) operation up to 40°F (refrigerator) or any setting in between utilizing its unique convertible refrigeration system. Using a patented technology that provides 100% in-drawer cooling, this ultra-efficient self-contained system provides precise temperature control without compromising operator flexibility.

SHORT FORM SPEC: Randell FX Series FX-2WS-290 worktop model with two refrigerated inserts. Features electronically controlled natural R290 refrigeration system. Patented in drawer cooling allows precise temperature holding within 2 degrees of any set point within the adjustable temperature range from -4°F to +40°F. Removable insulated drawer compartments feature horizontal gasket and full extension ambient drawer track system.

AVAILABLE MODELS:

FX-2WS-290
FX-2WSA-290

STANDARD FEATURES:

- Convertible Refrigeration System (Refrigerator to Freezer)
- Point-of-use Size and Design
- Precise Temperature Control
- Patented In-drawer Cooling System
- Removable Insulated Drawer Compartment
- Ambient Drawer Track System
- Full-Extension Drawer System
- 100% Front Breathing
- Horizontal Gasket is Out of Harms Way
- Individual Compressor Per Drawer
- 3.5" Casters

REFRIGERATION SYSTEM: The FX Series uses a patented in-drawer cooling system that directs 100% of the cooling inside the insulated and removable drawer Insert (see below). The evaporator coil is mounted horizontally above the drawer Insert with an integral gasket that seals against the insulated drawer compartment when closed.

DRAWER SYSTEM: The FX Series drawer system is the only full-extension, full product view, drawer system that has the drawer tracks outside the cooled compartment offering a more reliable, durable system not prone to the cold or debris environment common in traditional drawer systems. The full-extension tracks are constructed of corrosion resistant coated steel with a fully integrated support system. The drawer box and intermediate tracks are removable with simple tools and can only be reinstalled one-direction for proper fit. The drawer system has been tested with over 300,000 cycles without failure (90 pound test load per drawer).

REMOVABLE INSULATED INSERT: This exclusive design allows full removal of the refrigerated compartment for cleaning or pre-loading. Made of high impact ABS plastic with high density polyurethane insulation. Provides unparalleled insulation value with no air gaps.

TEMPERATURE STATEMENT: The unit is provided with a electronic temperature controller that can be easily adjusted by the operator to any temperature setting between -4°F (freezer) operation up to 40°F (refrigerator).

CABINET EXTERIOR: The cabinet exterior is high grade stainless steel where seen to allow long use and beauty while providing easy to maintain and clean surfaces.

CABINET BASE/INTERIOR: The cabinet interior is high grade stainless steel where seen to allow long use and beauty while providing easy to maintain and clean surfaces.

ELECTRICAL: Standard 115 volt with NEMA 5-15 cord and plug.



PROJECT NAME:	
LOCATION:	
ITEM NO:	
QTY:	
MODEL NO:	
AIA NO:	
SIS NO:	
CSI SECTION:	11400



OPTIONS/ACCESSORIES:

Poly Tub Divider



Stainless Steel Tub Divider

6" Leg Kit

Stainless Steel Back Panel

Pan Racks

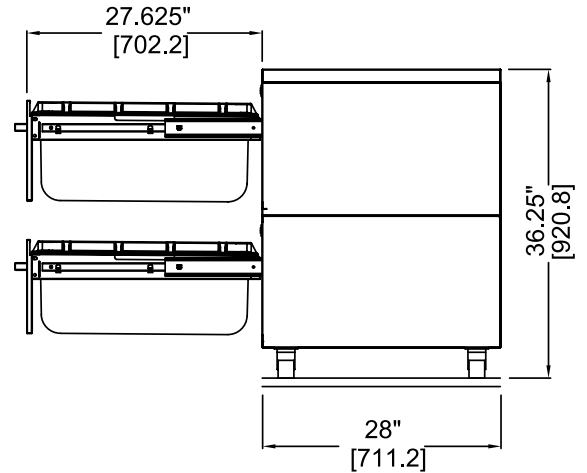
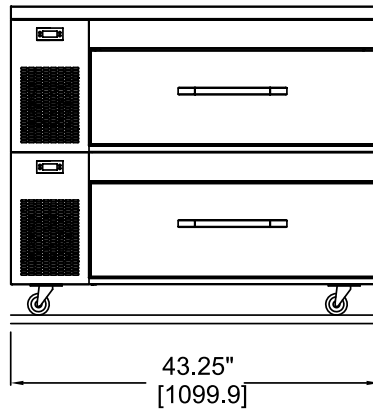
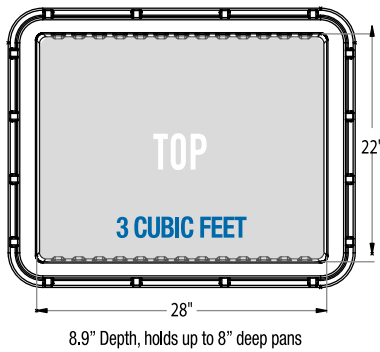
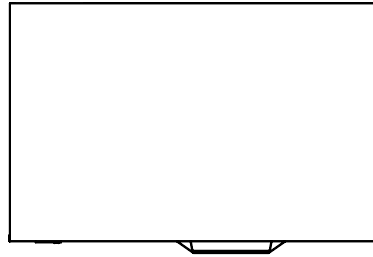
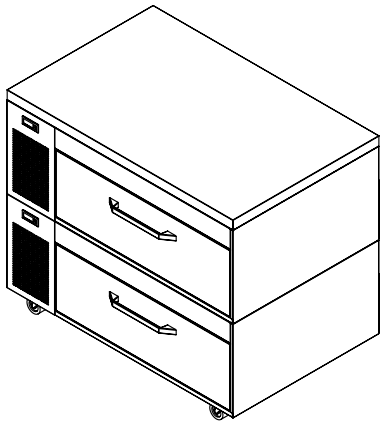
Additional Insulated Inserts:
Qty. _____

ADDITIONAL RESOURCES:

[Request A Quote](#)

[Sales Tools](#)

[Find A Rep](#)



MODEL	L	D	H	NO. OF DRAWERS	STORAGE (CUBIC FEET) EACH	COMP. SIZE EACH	AMP DRAW (ACTUAL) EACH	REFRIG. POWER USAGE (PER DAY) EACH	FREEZER POWER USAGE (PER DAY) EACH	VOLT	NEMA	SHIP WT.
FX-2WS-290	43.25"	28"	36.25"	2	3.0	1/4 HP	1.7	.88 KW	1.65 KW	115	5-15p	635