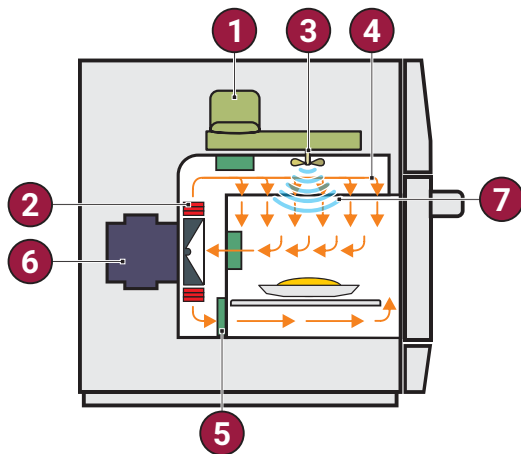


Fit Express SM - CPFITSM536 Speed Oven



- 1 - Magnetron
- 2 - Impingement Heater
- 3 - Stirrer
- 4 - Impinged air
- 5 - Catalytic converter
- 6 - Blower motor
- 7 - Microwaves

RECOMMENDATION

- The *Fit SM oven is indicated for quick finishing of fresh or refrigerated foods, pre-fried pastry, pre-baked foodstuff, lasagna, pasta, sandwiches, and other semi-prepared foods, with excellent results of flavor, look, and crispness. The impinged air convection technology combined with microwaves allows you to heat, gratin, or roast food.
- *Fit SM is not recommended for operations with frozen products.

TECHNICAL FEATURES AND FUNCTIONALITIES

- It has one (1) magnetron of 1,100 watts of power;
- Stores unlimited recipes with up to 8 steps each, divided into 16 groups.
- USB port for system updates and importing/exporting groups, recipes, and settings.
- Wi-Fi capabilities, enabling remote management for system updates and importing/exporting groups, recipes, and settings via the IOK online platform.
- Adjustable temperature from 86°F (30°C) to 536°F (280°C).
- Independent control of impinged air (high-speed air blast) and microwaves.
- User-friendly touchscreen panel.
- Constructed from stainless steel.
- Certified Ventless – no need for vent hoods. Easy-to-remove catalytic converter for hassle-free cleaning.
- Additional functionalities: Test Mode and Favorites.
- Daily cleaning guide with explanatory videos displayed on the screen, demonstrating the step-by-step process.
- Warranty: one (1) year covering manufacturer defects, part failures, and pre-approved labor, and two (2) years on all the heating elements, magnetrons, and blower motor of the oven.

INCLUDED ACCESSORIES

- 01 - Aluminum Paddle;
- 01 - Solid Basket;
- 01 - Perforated Basket;

OPTIONAL ACCESSORIES (Purchased separately)

- Wave Tray;
- Panini Press.

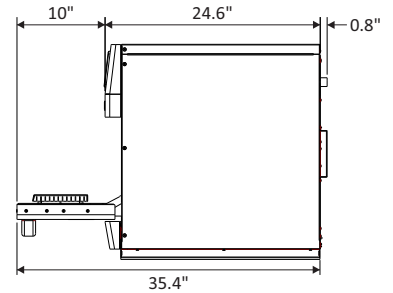
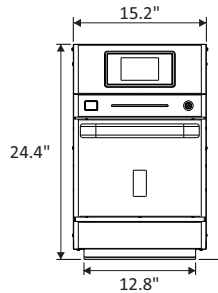
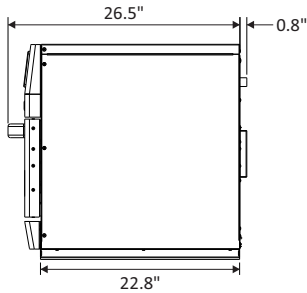
AVAILABLE COLORS

- The Fit Express Single Mag version is available only in stainless steel.

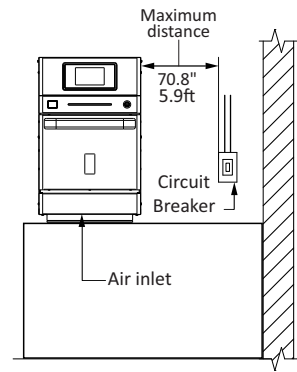
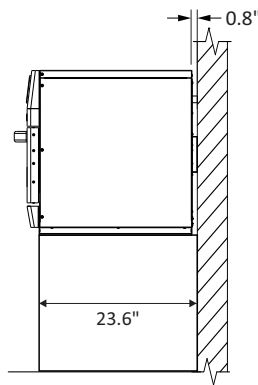
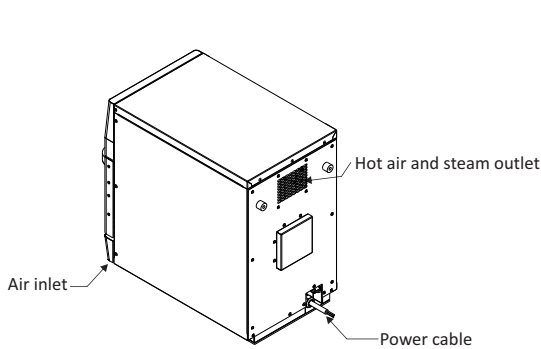


Intertek

PRODUCT DIMENSIONS



INSTALLATION



ELECTRICAL SPECIFICATIONS

Ensure that the electrical configuration of the building is in accordance with the technical specifications located on the serial plate located on the back panel of the unit.

The outlet should be located no more than 70.8" / 5.9ft away from the unit.

This plug must be connected to a properly installed and grounded outlet.

In case of a short circuit, the unit's ground connection reduces the risk of electrical shock.

The customer is responsible for the electrical conditions at the installation site.

Region	Voltage (V)	Phases	Freq. (Hz)	Power (kW)	*Circuit Breaker (A)	Cable	Socket
USA	208	Single	60	2.7	15	3x10 AWG	NEMA 6-15
	240			3.1			

*Prática recommends installing a type D circuit breaker whilst remaining in accordance with local regulations.

GENERAL INSTRUCTIONS

The oven must be installed on a base or counter that supports the weight of the unit (approximately 123.4 lbs. / 56 kg). For proper ventilation, a minimum space of 0.8" is required between the back of the oven and the wall. The bumper, located at the back of the oven, has been designed to provide this necessary space at the back of the oven and cannot be removed.

Do not block the air inlets and outlets located on the front and back of the oven.

It is not recommended for the unit to be positioned near stoves, deep fryers, hot plates and other equipment that releases fat, fumes and heat.

The oven must be installed at a leveled and ventilated location.

Improper installation may void the equipment warranty.

DIMENSIONS

Fit SM	Product dimensions				Boxed product dimensions			
	Height	Width	Depth	Weight	Height	Width	Depth	Weight
	24.4"	15.2"	27.3"	123.4lbs 56kg	35.8"	20.1"	35.3"	175.7lbs 79.7kg
Chamber dimensions	Capacity		Height		Width		Depth	
	0.45 cu.ft 13L		5.2"		12.4"		12.1"	
Clearance	Left side		Back			Right side		
	0"		0"			0"		